innovative health initiative

Bibliometric Analysis of IHI JU and IMI Projects:

17th Bibliometrics Report 2026

Report prepared by Nature Research Intelligence

COCIR Advancing Healthcare · efpia · EuropaBio The European Association for Bioindustries · MedTech Europe from diagnosis to cure · Vaccines Europe · Co-funded by the European Union

1 Executive Summary

The Innovative Health Initiative Joint Undertaking (IHI JU) is a public–private partnership in the European Union which funds projects to address public health needs, improve patients' lives, and boost the competitiveness of Europe's health industries. From the initial call for funding in April 2008 through the Innovative Medicines Initiative (IMI), there have been 47 funding calls — 34 for IMI and 13 for IHI JU — for researchers in Europe and across the world.

The funding has resulted in approximately 16,000 research publications across the IHI JU and IMI programmes. To date, there have been 239 IHI JU funded publications spanning 62 countries and multiple continents. Since 2010, IMI publications have received more than 840,000 citations, with its field-normalized citation impact (2.28) performing well when compared to the European research average and other European funding programmes, such as the Seventh Framework Programme (FP7) with 2.04 and Horizon 2020 with 1.87. Research funded by the IMI also performs strongly against global health funding bodies with only the Medical Research Council and Wellcome Trust having a better citation impact (both 2.33).

IHI JU and IMI funded research is highly collaborative. There are 62 countries that have at least one publication funded by IHI JU and 20 countries that have ten or more IHI funded publications. For IMI, there are 135 countries that have at least one publication and there are 77 countries that have ten or more IMI funded publications. In addition, IMI funded research is characterized by cross-sector collaborations, with three-quarters (75%) of the research involving co-authorship across sectors such as education/academia, health care, corporate/industry, government and non-profit organizations.

This is the 17th annual report produced for the IHI JU and it has been created by Nature Research Intelligence. It provides a bibliometric analysis of research from 2010 to 2025 funded by the IMI and IHI JU programmes, a benchmarking analysis against other global health research funders, and a landscape of the collaboration profiles and networks of the publications. The data used to create this report was exported from the Dimensions database on 1st June 2026.

1.1 Key findings

1.1.1 Impact of IHI JU funded research

- There have been 239 IHI JU funded publications to date across 128 distinct journals.
- 202 of those publications are peer-reviewed articles and have yielded 2,506 citations.
- IHI JU publications (2.72) record citation impact more than double that of European publications (1.17).
- IHI JU funded research spans 62 countries in Europe, North and South America, Africa and the Asia-Pacific region.

1.1.2 Collaboration profile of IHI JU funded research

- IHI JU funded papers are the result of collaborative work, with 86% across stakeholder[1] types. Research organizations and health-care organizations and providers are the leading co-authors.
- Almost 80% of IHI JU funded papers involve international collaboration. The United Kingdom and Germany are the two most representative countries. International collaborations involving Spain are currently recording the highest field-normalized citation impact (4.87).
- IHI JU funded papers having five or more affiliated countries are recording citation rates of more than four times the world average (4.12).

1.1.3 Impact of IMI funded research

- Since 2010, IMI funded projects have resulted in 15,752 publications.
- IMI funded research is cited more than twice as much as the world average (based on its field-normalized citation impact of 2.28) and exceeds the citation impact of research from 27 EU countries and the United Kingdom (EU27+UK – 1.21) by 88% based on the citations for publications with the same document type, year of publication and subject area.
- By field-normalized citation impact, IMI1 (2.08) and IMI2 (2.47) projects perform well compared to their EU funding counterparts FP7 (2.04) and Horizon 2020 (1.87).
- A total of 135 countries have at least one publication funded by IMI and 77 countries have ten or more funded publications.

1.1.4 Collaboration profile and geographic spread of IMI funded research

- The majority of IMI funded papers involve cross-sectoral (75%), cross-institutional (87%) and cross-country (66%) collaborations.
- Collaborations across sectors[2] (2.43), institutions (2.33) and countries (2.54) yield a higher field-normalized citation impact than for collaborations which involve a single sector (1.72), a single institution (1.59) and a single country (1.63).
- A positive association exists between the number of countries affiliated with an IMI funded paper and the respective field-normalized citation impact for that paper (bilateral collaboration at 1.93; 3-5 countries at 2.47; >5 countries at 4.05).
- IMI projects connect EU with research hotspots around the world, strengthening the EU research ecosystem.

[1] IHI stakeholders include: Research / higher or secondary education organizations, Healthcare professional organization / Healthcare provider, Small & medium enterprise (SME), Large company (for-profit legal entity), Charities and Foundations, Patient / Citizen organization, Public authority, Non-governmental organizations (NGOs), Health care payers

[2] IMI sectors include: Education, Healthcare, Company, Government, Other (Facility, Nonprofit, Archive, Other), Unknown

1.1.5 Benchmarking analysis comparing IMI funded research with ten international research funders

- IMI research publications rank third when comparing the field-normalized citation impact (2.28) with ten international health research funders, only trailing the Medical Research Council (2.33) and Wellcome Trust (2.33).

- IMI research papers rank first compared to the comparator set based on their share of highly cited papers. Almost one-third (30.9%) of all IMI funded papers are in the top 10% most cited papers globally in their research field.

- IMI ranks third among the comparator funders for open access publishing (84.9%), with three of the ten selected funders publishing more than 80% of papers via open access.

2 Introduction

2.1 Innovative Health Initiative Joint Undertaking (IHI JU)

To ensure that Europe remains at the cutting edge of interdisciplinary, patient-centric health research, the Innovative Health Initiative (IHI JU) was launched in November 2021 as a public–private partnership (PPP) between the European Union and European life science industries. With scientific breakthroughs increasingly involving cross-sectoral discoveries, it is imperative that industrial sectors involved in health research — pharmaceutical, digital, IT, medical devices — work in collaboration.

Pioneering a new, more integrated approach to health research, as well as shifting the focus from disease care to health care, is central to IHI's mission, starting with disease prevention, diagnostics and personalized treatments, and disease management. Using a total budget of €2.4 billion, available from 2021 to 2027, IHI JU projects focus on delivering safe and effective health innovations. One example is the application of interventional oncology in clinical settings to improve cancer survival outcomes, through minimally invasive, efficient, and affordable care pathways. This cross-sectoral research collaboration is designed to advance interventional oncology imaging technologies, integrate AI-based image processing and accelerate the clinical validation of novel care pathways.[3]

2.2 Purpose and scope of this report

The IHI JU commissioned Nature Research Intelligence to produce the 17th bibliometric evaluation of its funded research under a public procurement procedure (Tender reference number: IHI.2023.OP.037 of 31/03/2023).

The purpose of this report is to provide a detailed bibliometric evaluation of the research produced by IHI JU funded projects. This report provides an analysis that allows IHI JU to have an impact measurement for the research that it has funded and to develop strategies to encourage research that benefits the health of the global community.

[3] van der Velden, A.L., Verhagen, C.A.M., Gholamiankhah, F. *et al.* Prospective Registry Study on Thermal Liver Ablation of Primary and Secondary Liver Tumours Named the A-IMAGIO Study. *Cardiovasc Intervent Radiol.* 48, 1193–1199 (2025).

3 Methodology

3.1 Data sources

Nature Research Intelligence used Dimensions as the main data source for this report. Dimensions is the world's largest curated abstract and indexing database housing more than 167 million research publications – including open access publications – in over 200 sciences, social sciences, arts and humanities disciplines. The database also includes conference proceedings, patents, policy documents, clinical trials and research grants data. Each research output is curated by Dimensions with multiple metadata fields – article title, author name, year of publication, journal name and reference list – which allows for a comprehensive analysis of research output, citation networks and collaboration clustering.

3.2 Data extraction

Data extraction took place on the 1st of June 2026 and encompassed a publication range from 2010 to 2025, meaning that the publications included in the final dataset of this report have a publication date within this range. Publication types included in the dataset consist of articles, reviews, conference abstracts, letters, research chapters, conference papers, editorials, other journal content, correction erratums and reference work.

The 16th IHI JU/IMI bibliometric report, which was published in 2025, included 14,628 publications from the Dimensions database. An additional 1,244 publications were identified for the IHI JU/IMI interim report in February 2026, resulting in a total of 15,872 publications. A further 92 publications were added in June 2026, taking the total number of unique publications for this final report to 15,964.

16th Report (2025) - identified publications	• A total of 14,628 publications funded or associated with IHI JU and IMI were previously identified from the Dimensions database and evaluated in the 16th report (2025).
Interim Report publications (Data cut - 2nd Feb 2026)	• In 2026, additional 1,244 publications funded or associated with IHI JU and IMI are identified from the Dimensions database. • A total of 15,872 unique IHI JU and IMI funded publications were identified by combining 14,628 previously known publications with 1,244 newly identified records.
Final Report publications (Data cut - 1st June 2026)	• For the final report, the data cut was taken on 1st June 2026, identifying 92 new publications related to IHI JU or IMI funded projects. • Combining the 15,872 publications from the interim report with these 92 new records resulted in a total of 15,964 unique publications.

3.3 Data analysis

The primary analytical method in this bibliometric evaluation uses the research outputs derived from IHI JU (Section 4) and IMI projects (Section 6) and explores the associated citations they have received from the academic community - an indication of the influence that the research has had on later publications. Moreover, collaboration analysis has been incorporated to understand the co-authorships from IHI JU (Section 5) and IMI funded research (Section 7). Finally, the research performance from IMI projects is benchmarked against ten international research funders across a series of indicators which measure citation impact (Section 8).

Bibliometric indicators should always be used with a degree of caution as some fields publish at faster rates than others and some fields tend to have higher citation rates. For that reason, it is beneficial to normalize citation data where applicable. Normalization of data has been applied to this report where appropriate and the mean field-normalized citation impact has been used. It is calculated by dividing the total citations count by the expected citations count for publications with the same document type, year of publication and subject area. Values over 1 indicate that publications are cited more than would be expected.

4 Impact of IHI JU funded research

4.1 Summary analysis for IHI JU funded research

IHI JU funded research projects have produced 239 publications to date yielding a citation impact more than double the world average (2.72). Of the 202 papers published, almost all papers (95%) have been published as open access and almost half (44.1%) of those papers are considered highly cited (Table 4.1.1).

Table 4.1.1: Summary of citation analysis for IHI JU supported research papers, 2023-2025

Number of Publications	Number of Papers	Total Citations of Papers	Raw Citation Impact	Mean Field-Normalized Citation Impact*	Mean Journal Normalized Citation Impact	% of Highly Cited Papers	% of Open Access papers
239	202	2,506	12.41	2.72	1.32	44.1%	95.0%

*The mean field-normalized citation impact is calculated by dividing the total citations count by the expected citations count for publications with the same document type, year of publication and subject area. When a publication is assigned to more than one subject area, the harmonic average is used. Values over 1 indicate that publications are cited more than would be expected.

4.2 IHI JU funded publications by country

IHI JU funded research displays global reach with **62 countries** having at least one funded publication (Figure 4.2.1). There are **20 countries** which have ten or more IHI JU funded research publications. Germany leads the geographical landscape by IHI JU publication volume (122), with the United Kingdom (105), the Netherlands (83), Sweden (75) and the United States (73) comprising the top five countries. The United States is the only non-European country in the top ten by publication volume.

Figure 4.2.1 Map of countries with at least one publication for IHI JU projects, 2023-2025*

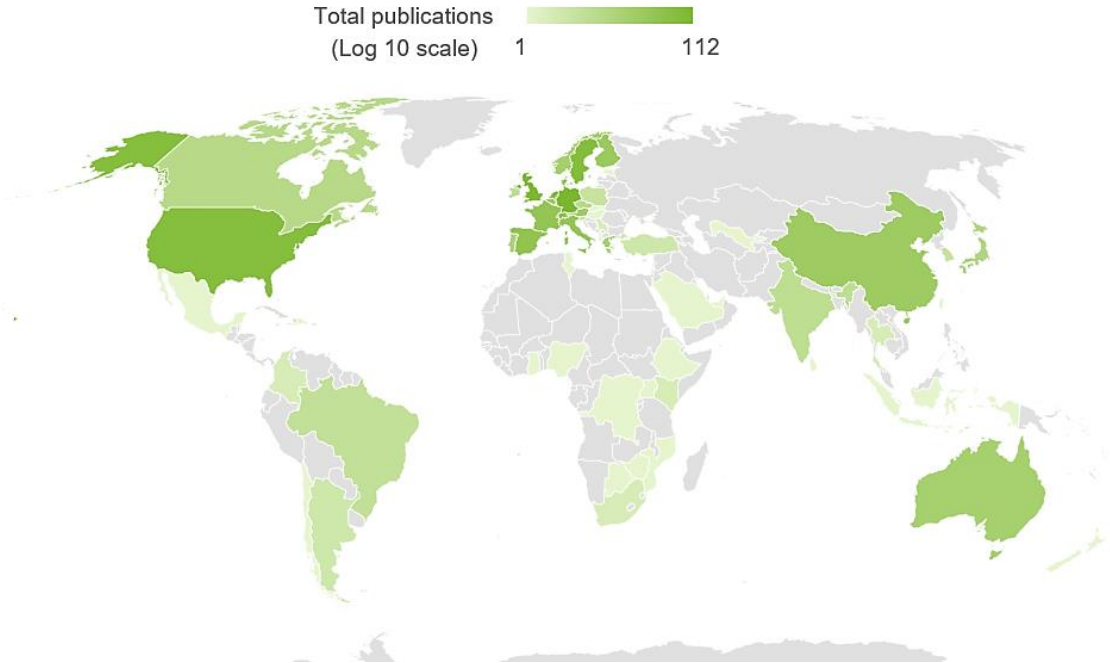

*Publications can be affiliated with multiple countries.
Nature Research Intelligence reports remain neutral with regards to contested jurisdictional claims in published maps and network charts.

4.3 Citation analysis for IHI JU funded research

The number of citations a paper receives is at least partly determined by the field to which it relates and the year of publication. Papers published about disciplines such as biomedicine and social sciences typically receive more citations than papers published in engineering, and older publications tend to accumulate higher citation counts than more recent research because they have had more time to accrue them. In this analysis, the field-normalized citation impact is used to allow comparison between years and research fields.

IHI JU papers had a field-normalized citation impact (2.72) almost three times that of the world average (1.00), and more than double that of the EU27 (1.17) (Figure 4.3.1).

Figure 4.3.1 Field-normalized citation impact for IHI JU supported research papers compared to the average for EU27 and the world, 2023-2025*

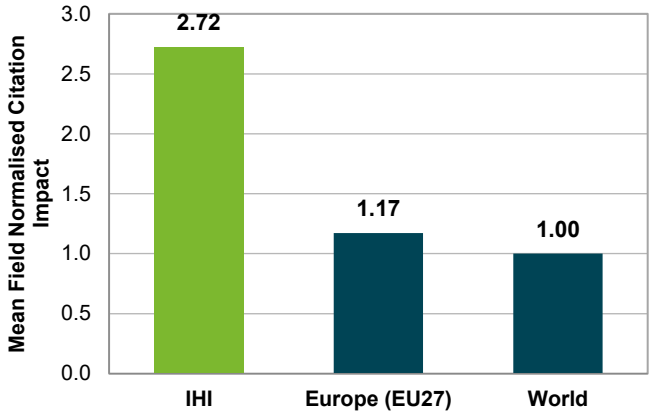

*Caution should be exercised with the field-normalized citation impact result for IHI JU funded publications given the small number of papers.

Despite the much lower volume of publications than for Horizon Europe, the field-normalized citation impact for IHI JU publications (2.72) is 63% greater than Horizon Europe (Figure 4.3.2).

Figure 4.3.2 Field-normalized citation impact across funding programmes, 2023-2025

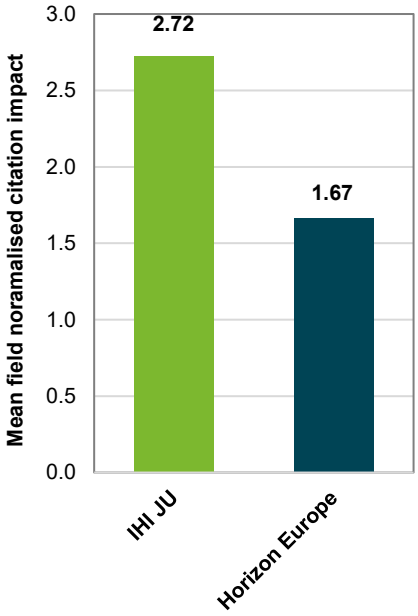

*Heterogeneity exists in the time periods for which these funding programmes operate; therefore, direct comparisons of publication volumes generated should be approached with caution. Data for the IHI JU programme is collected for 2023-2025, while Horizon Europe covers 2021-2025. Caution should be exercised with the field-normalized citation impact result for IHI JU funded publications given the small number of papers.

5 Collaboration profile of IHI JU funded research

5.1 Collaboration profile of IHI JU funded papers

IHI JU funded papers are the result of collaborative work. Cross-stakeholder[4] collaborations are present in 86% of the published papers and cross-country collaborations in almost 80% (Figure 5.1.1). To date, 25% of papers have a cross-industry[5] collaboration.

Figure 5.1.1 Collaboration profiles for IHI JU funded papers, 2023-2025

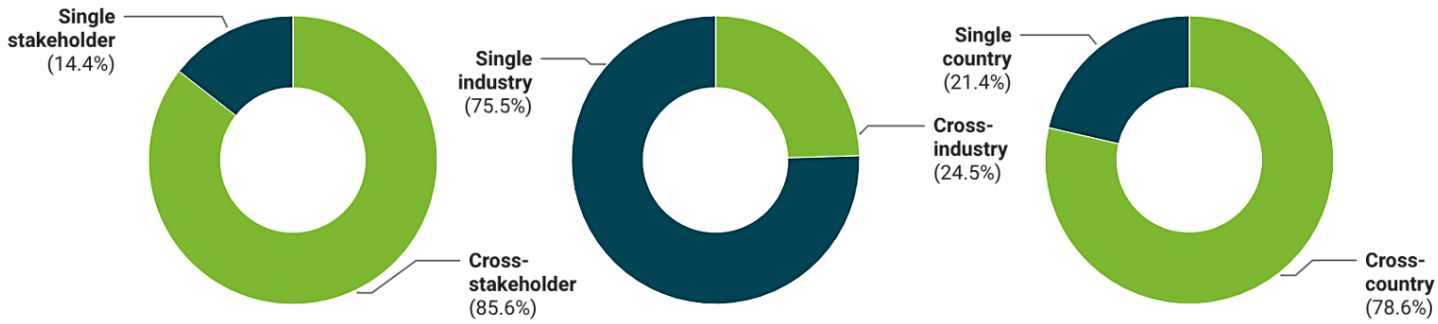

Created with Datawrapper

5.2 Collaboration profile of IHI JU funded papers across stakeholder types

IHI JU funded projects exhibit collaboration across stakeholder types. Of all the stakeholders involved thus far, research organizations have contributed the most, co-authoring 170 (99%) of IHI JU funded cross-stakeholder papers to date (Table 5.2.1). High collaboration is also noted by healthcare organizations (93%). There have also been reasonable contributions from large companies (22%) and small & medium enterprises (15%).

Table 5.2.1 Collaboration across stakeholder types for IHI JU papers, 2023-2025

Stakeholder	Number of Cross-Stakeholder Collaborated IHI Papers	% of Cross-Stakeholder Collaborated IHI Papers (n=172)	Mean Field-Normalized Citation Impact
Research	170	98.8%	2.61
Healthcare professional organisation / Healthcare provider	160	93.0%	2.67
Large Company	37	21.5%	2.31
Small & Medium Scale Enterprise	26	15.1%	2.21
Charity & Foundation	19	11.0%	3.65
Patient / Citizen Organisation	8	4.7%	1.65

[4] IHI stakeholders include: Research / higher or secondary education organizations, Healthcare professional organization / Healthcare provider, Small & medium enterprise (SME), Large company (for-profit legal entity), Charities and Foundations, Patient / Citizen organization, Public authority, Non-governmental organizations (NGOs), Health care payers

[5] IHI industrial sectors include: Pharmaceutical, Biopharmaceutical, Medical (and digital health) technology, Biotechnology (non-pharma)

Public authority	7	4.1%	4.29
Non-governmental organisations (NGOs)	5	2.9%	2.18
Healthcare Payer	1	0.6%	1.36
Regulators or regulatory body	1	0.6%	1.04

5.3 Academic to industrial sector collaboration profile of IHI JU funded publications

An analysis into the collaborations between academia and industry reveals that approximately one third (31%) of IHI JU publications consist of co-authorships between institutions in both academia and an industrial sector (Figure 5.3.1).

Figure 5.3.1 Academic to industrial sector collaboration for IHI JU funded publications, 2023-2025

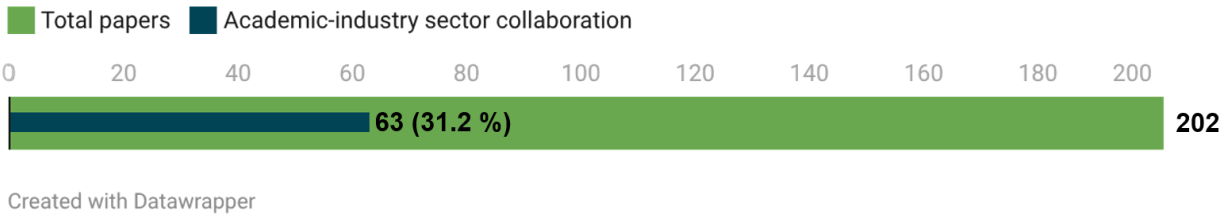

5.4 Impact of domestic and international collaboration of IHI JU funded papers

For internationally collaborated papers, a positive relationship exists between the number of countries affiliated with an IHI JU funded research paper and the field-normalized citation impact of that paper (Figure 5.4.1). IHI JU funded papers which have five or more affiliated countries have citation rates more than four times the world average (4.12). This citation impact is more than double that of IHI JU funded papers which only feature bilateral collaborators (1.78).

Figure 5.4.1 Collaboration citation performance for IHI JU funded papers by number of affiliated countries, 2023-2025*

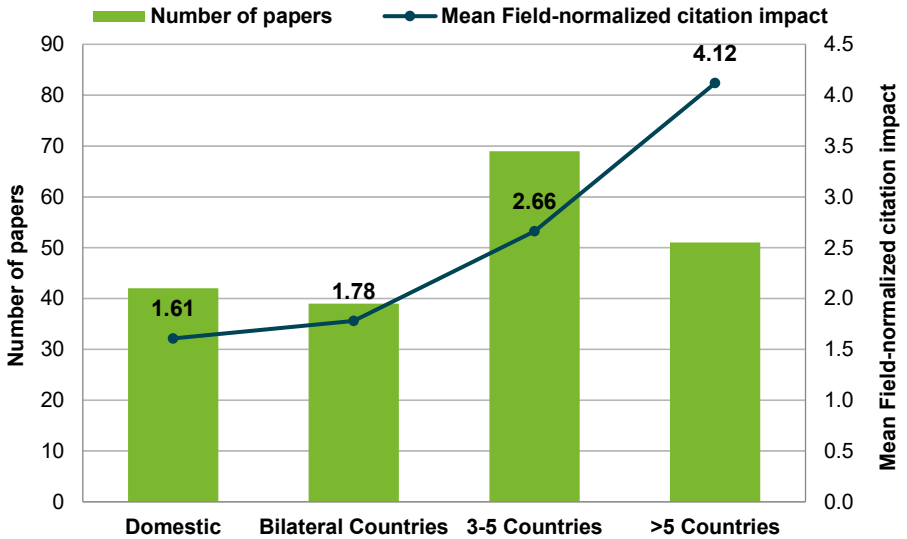

*Caution should be exercised with the field-normalized citation impact result for IHI JU funded publications given the small number of papers.

5.5 Collaborations between EU and non-EU countries for IHI JU funded publications

IHI JU projects connect the EU with research hotspots around the world. The United Kingdom (104), United States (72) and Switzerland (43) lead country affiliations from IHI JU funded publications involving collaborations between EU and non-EU countries. China, Norway, Australia, Japan, Canada, India, and Brazil are the other countries to feature in the top ten. Figure 5.5.1 shows the extent of the collaboration network between EU and non-EU countries for collaborations with at least two publications.

Figure 5.5.1 Collaborations between EU and non-EU countries for IHI JU funded research where there are two or more publications, 2023-2025*



Created with VoSViewer

*The width of the lines indicates the volume of IHI funded research between EU27 and non-EU countries
**The data on which this figure is based only includes publications with a DOI
Nature Research Intelligence reports remain neutral with regards to contested jurisdictional claims in published maps and network charts.

6 Impact of IMI funded research

6.1 Trends in IMI funded research

The publishing growth of IMI funded research between 2010 and 2025 has been impressive, achieving a 24.8% publication compound annual growth rate (CAGR). As the IMI funding programmes reach maturity, with the IMI2 programme ending in 2020, research outputs began to decrease from the 2021 publication peak, falling approximately 34% over the past four years (Figure 6.1.1).

Figure 6.1.1 Number of publications for IMI projects by year, 2010-2025

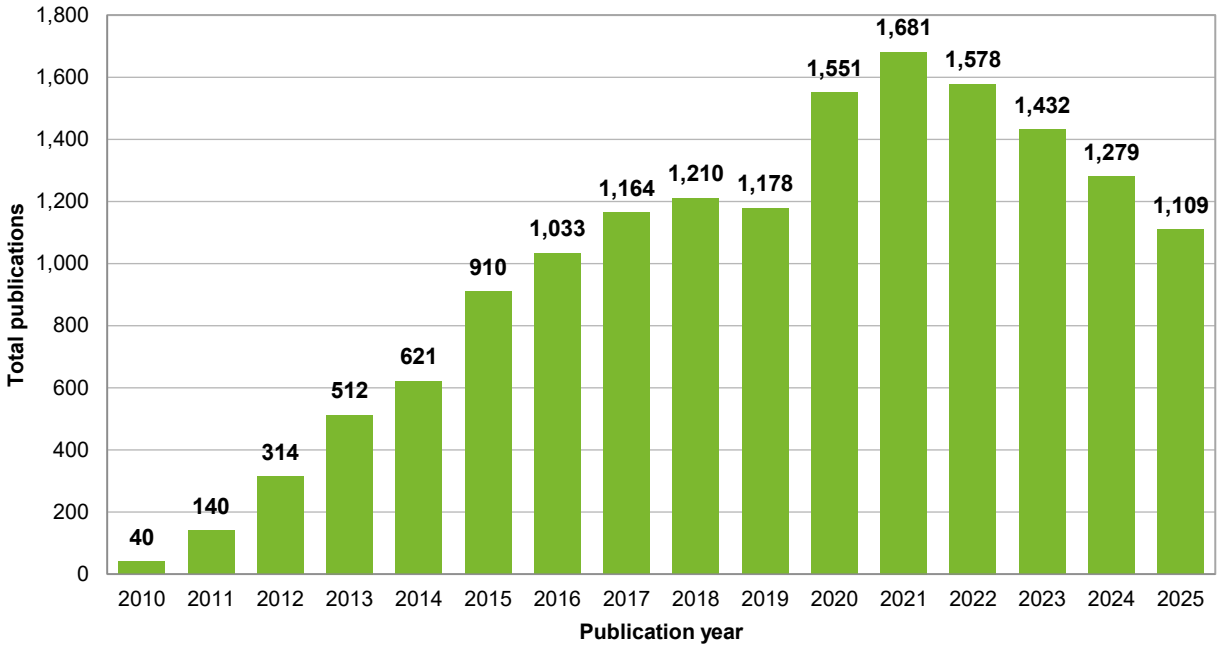

6.2 IMI funded publications by country

The global reach of IMI's research activities was also analyzed. In total, **135 countries** have at least one paper funded by IMI (Figure 6.2.1) and there are **77 countries** which have ten or more IMI funded publications. The leading five countries based on publication output include the United Kingdom (6,848), Germany (5,016), the Netherlands (4,261), the United States (3,990) and Sweden (2,506). All countries in the top ten are European with the only exception being the United States. Other non-European countries that appear in the top 20 include Canada (1,053), Australia (734) and China (660).

Figure 6.2.1 Map of countries with at least one publication for IMI projects, 2010-2025*

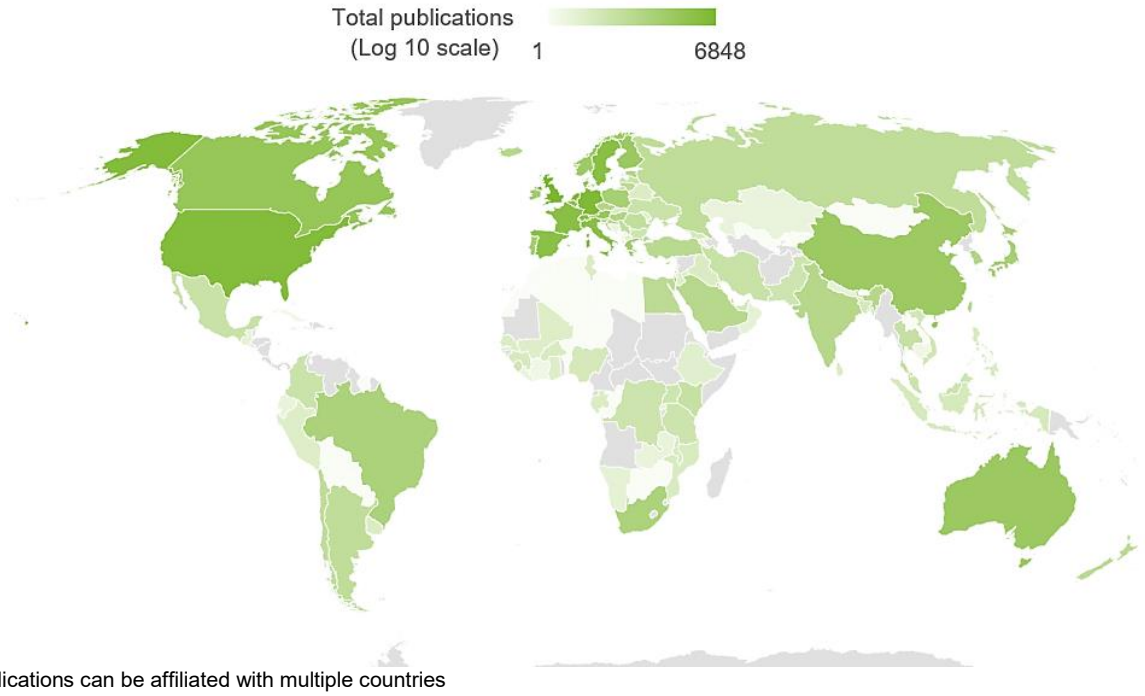

*Publications can be affiliated with multiple countries

Nature Research Intelligence reports remain neutral with regards to contested jurisdictional claims in published maps and network charts.

6.3 Citation analysis for IMI funded research

The number of citations a paper receives is at least partly determined by the field to which it relates and the year of publication. Papers published about disciplines such as biomedicine and social sciences typically receive more citations than papers published in engineering, and older publications tend to accumulate higher citation counts than more recent research because they have had more time to accrue them. In this analysis, the field-normalized citation impact is used to allow comparison between years and research fields.

IMI papers had a field-normalized citation impact score more than twice that of the world average (2.28), and 88% greater than the EU27+UK at 1.21 (Figure 6.3.1).

Figure 6.3.1 Field-normalized citation impact for IMI supported research papers compared to the average for EU27+UK and the world, 2010-2025

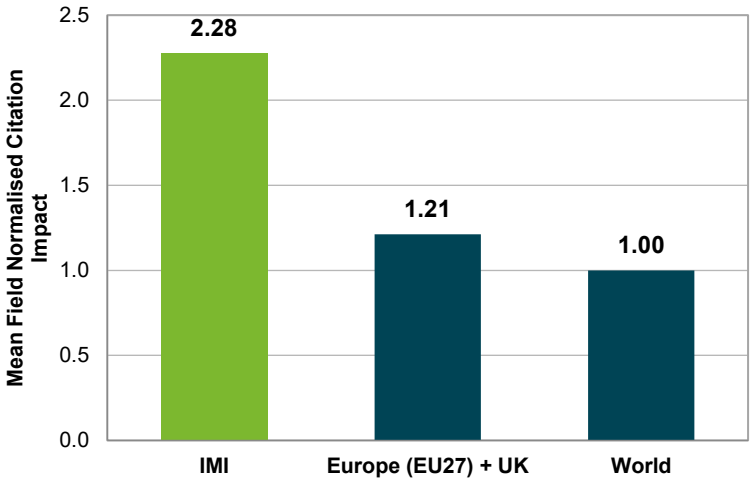

Although the total number of publications from IMI projects (IMI1 – 8,216 & IMI2 – 7,530) are considerably fewer than FP7 (344,708) or Horizon 2020 (509,995), the research generated from these projects perform well compared to their counterparts with EU funding by a measure of field-normalized citation impact (Figure 6.3.2). Horizon 2020 trails IMI2 by a measure of field-normalized citation impact (1.87 vs 2.47). Notably, the field-normalized citation impact increased from 2.08 to 2.47 when transitioning from IMI1 to IMI2. In contrast, a decrease is observed in the citation impact when moving from FP7 (2.04) to the Horizon 2020 funding programme (1.87).

Figure 6.3.2 Field-normalized citation impact across funding programmes, 2010-2025*

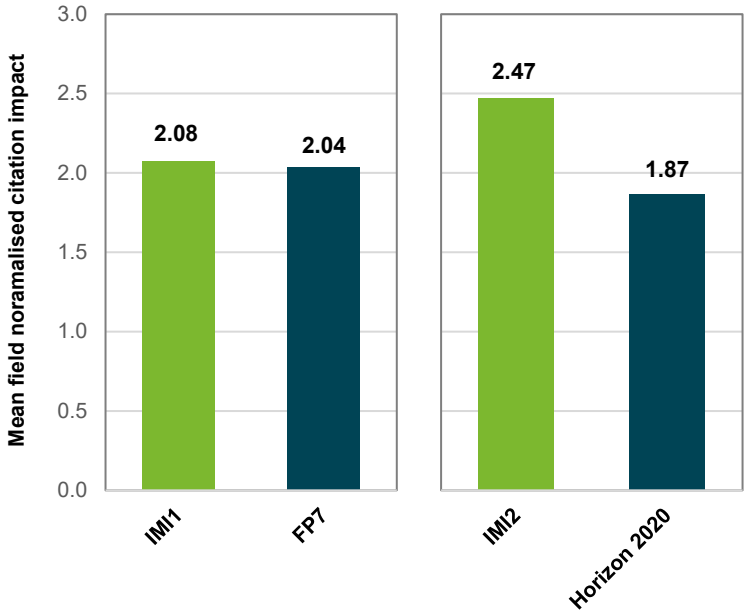

* Heterogeneity exists in the time periods for which these funding programmes operate; therefore, direct comparisons of publication volumes generated should be approached with caution. The IMI1 programme ran 2008-2013; FP7 2007-2013; IMI2 2014-2020; and Horizon 2020 was 2014-2020.

7 Collaboration profile of IMI funded research

7.1 Collaboration profile of IMI funded papers

IMI funded papers have a large collaborative footprint, characterized by a high proportion of cross-sectoral[6] partnerships (75%) and cross-institution collaborations (87%). Authorship of IMI funded papers also tends to be geographically diverse, with 66% of research papers affiliated with two or more institutions from different countries collaborating on their research (Figure 7.1.1).

Figure 7.1.1 Collaboration profiles for IMI funded papers, 2010-2025

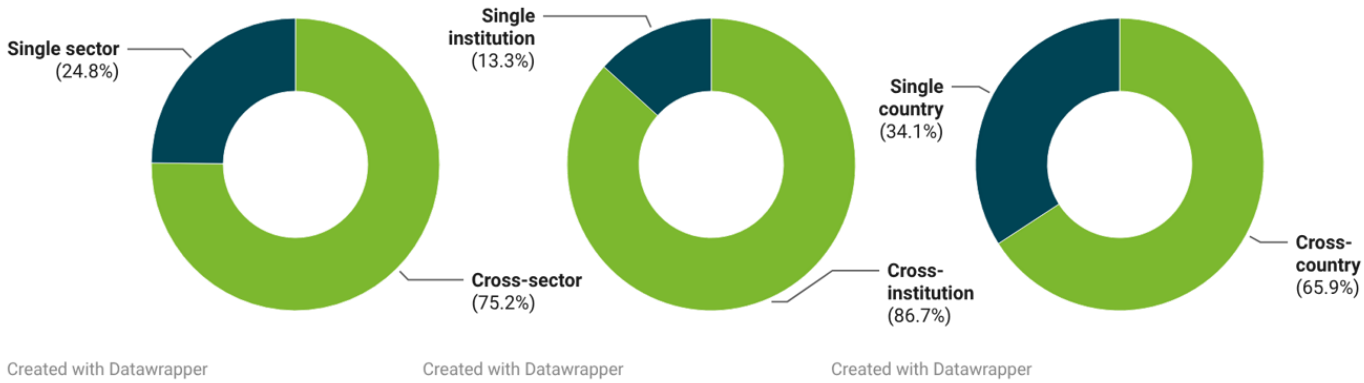

Collaborations across sectors, institutions and countries have had a positive effect on citation impact scores for IMI funded papers. Papers produced through cross-sectoral, cross-institutional and cross-country collaboration all yield citation impacts above the IMI average for all papers and more than twice the global average (Figure 7.1.2). Papers resulting from international collaborations record a field-normalized citation impact of 2.54, while cross-sector and cross-institution collaborations have citation rates at 2.43 and 2.33 respectively.

[6] IMI sectors include: Education, Healthcare, Company, Government, Other (Facility, Nonprofit, Archive, Other), Unknown

Figure 7.1.2 Citation performance for sectoral, institutional and international collaborations from IMI funded papers, 2010-2025

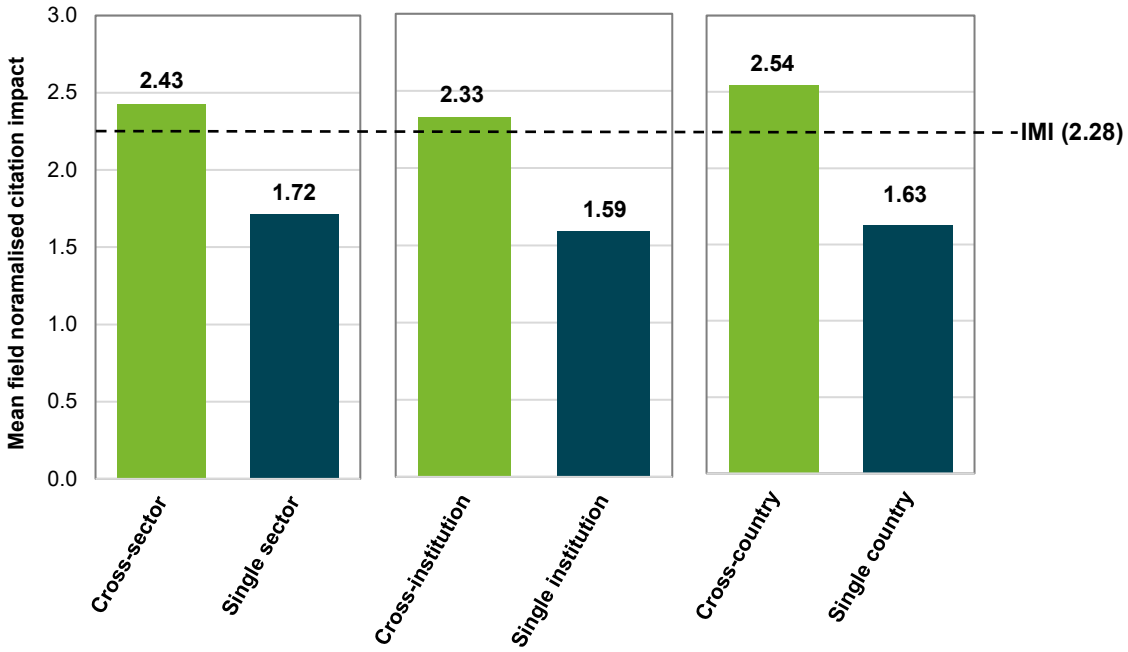

7.2 Impact of domestic and international collaboration of IMI funded papers

A positive relationship exists between the number of countries affiliated with an IMI funded research paper and the field-normalized citation impact of that paper, indicating the strength of international collaboration (Figure 7.2.1). IMI funded papers which have five or more affiliated countries have citation rates four times the world average (4.05). This citation impact is almost two and a half times that of IMI funded papers which only feature domestic collaborators (1.63) and more than double the citation impact of IMI funded papers with collaborators from two countries (1.93). Collaborations with 3–5 affiliated countries record a higher citation impact (2.47) than domestic and bilateral collaborations.

Figure 7.2.1 Collaboration citation performance for IMI funded papers by number of affiliated countries, 2010-2025

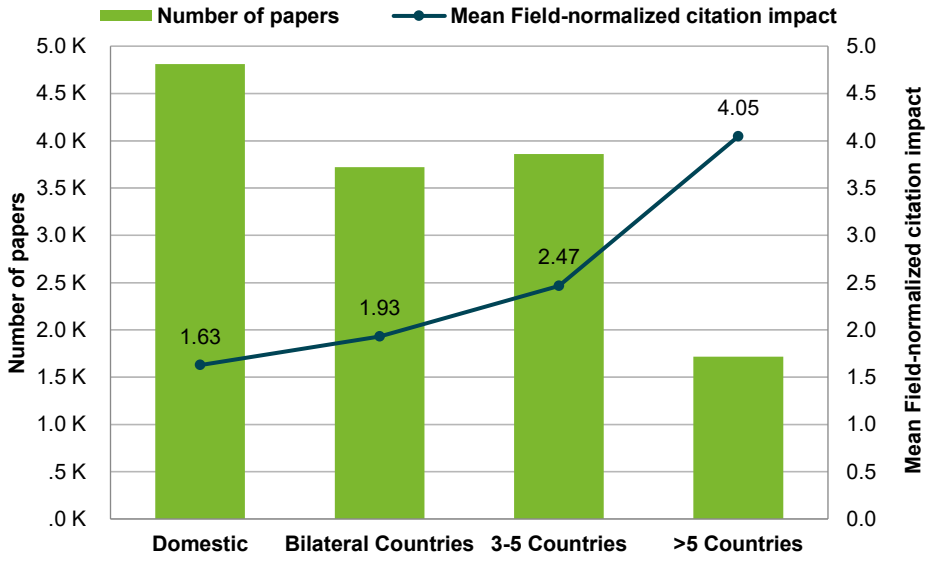

7.3 Collaborations between EU and non-EU countries for IMI funded publications

IMI projects connect the EU with research hotspots around the world. The United Kingdom (4,735), United States (3,352) and Switzerland (1,639) lead non-EU countries collaborating with EU countries on IMI funded publications. Canada, Australia, Norway, China, Japan, Israel and Singapore are the other countries to feature in the top ten. Among the top ten non-EU countries, IMI funded publications involving collaborations between Japan and at least one EU country recorded the highest field-normalized citation impact at more than six times the world average (6.67), followed by Singapore (6.54) and Australia (6.00). Figure 7.3.1 shows the extent of the collaboration network between EU and non-EU countries for collaborations with ten or more publications.

Figure 7.3.1 Collaborations between EU and non-EU countries for IMI funded research where there are ten or more publications, 2010-2025*

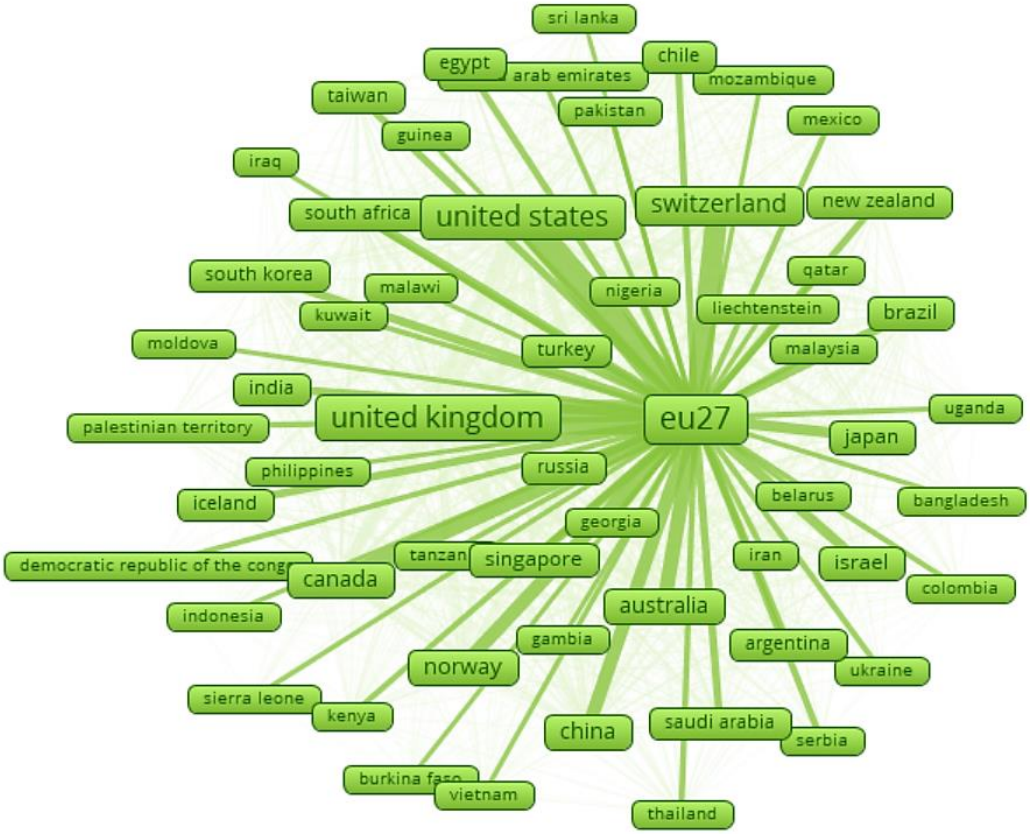

Created with VoSViewer

*The width of the lines indicates the volume of IMI funded research between EU27 and non-EU countries
**The data on which this figure is based only includes publications with a DOI
Nature Research Intelligence reports remain neutral with regards to contested jurisdictional claims in published maps and network charts.

8 Benchmarking analysis comparing IMI funded research with ten international research funders

8.1 Trends in research output comparing IMI funded research with selected comparators

Although IMI has only been funding research for just over a decade, its performance compares well with established funders who have been active for much longer.

The contribution of IMI funded research to the total number of papers supported across the ten comparators included in the benchmarking analysis has grown over the 2010–2025 period. Although IMI funded research contributed only 1.89% of total papers among the comparator set, between 2010 and 2025 IMI funded research has a compound annual growth rate (CAGR) of 24.4%. The Japan Agency for Medical Research and Development (AMED) is the only comparator with a higher CAGR for that period at 53.8%. With a CAGR of 13.1%, the United States Foundation for the National Institutes of Health (FNIH) places third.

8.2 Field-normalized citation impact comparing IMI funded research with selected comparators

A comparison of the total volume of publications between 2010 and 2025 for IMI funded research (15,752) against that of the ten comparators indicates that IMI ranks nineth for total volume. The MRC (236,370), the WT (179,409) and the NHMRC (121,053) have 15 times, more than 11 times and almost 8 times the volume of funded publications, respectively. Figure 8.2.1 shows that although IMI funded research has not been produced at the same volume as some of the comparators, the field-normalized citation impact for IMI funded publications sits third at 2.28, narrowly behind the MRC (2.33) and WT (2.33).

Figure 8.2.1 Mean field-normalized citation impact for IMI funded research compared with the ten selected comparators, 2010-2025

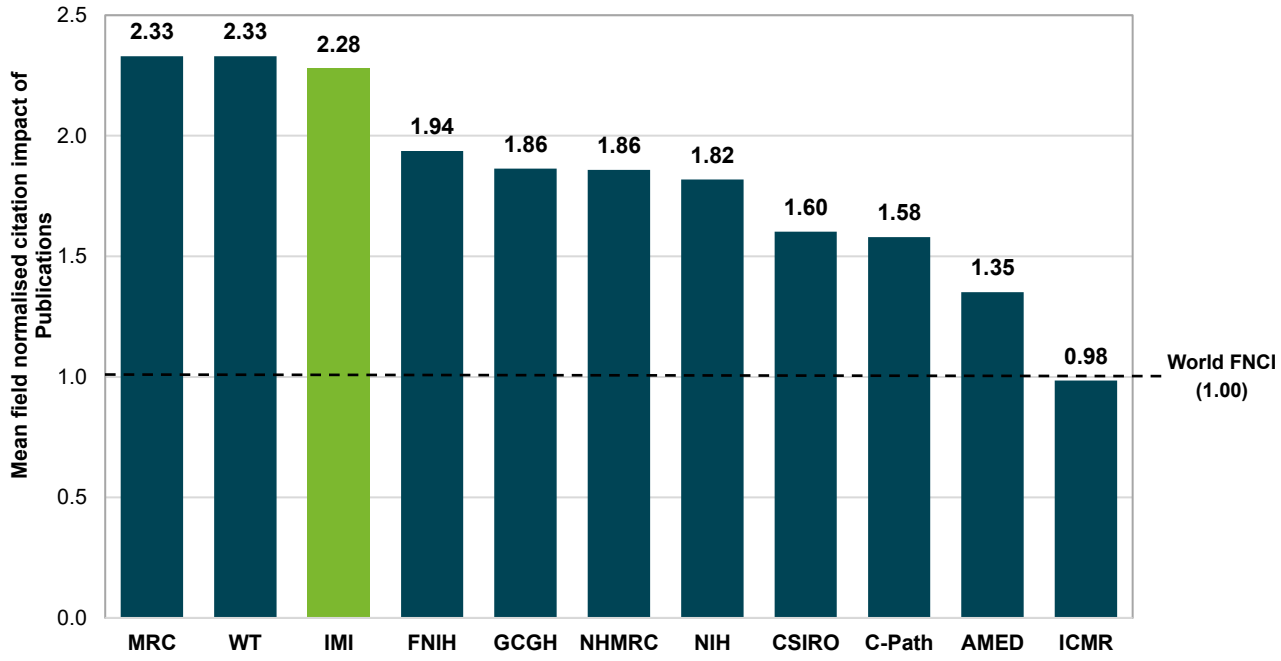

With a mean field-normalized citation impact of 2.28, IMI compares well to the European Research Council (ERC) (2.21) and the combined result for the funding programmes FP7 and H2020 (1.91) (Figure 8.2.2).

Figure 8.2.2 Mean field-normalized citation impact for IMI funded research benchmarked with the European Research Council and European funding programmes, 2010-2025

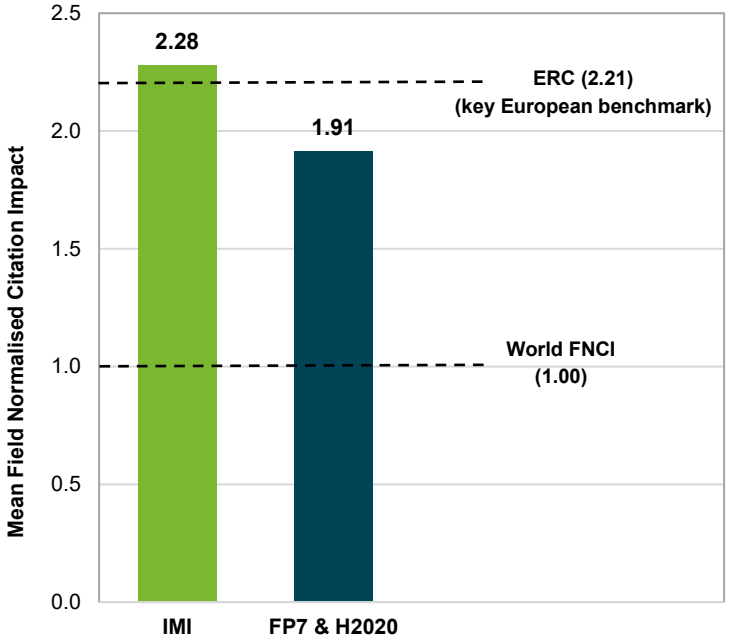

8.3 Highly cited research (top 10%) comparing IMI funded research with selected comparators

IMI ranked first among the comparator set for highly cited papers. Almost one-third (30.9%) of all IMI funded research papers between 2010 and 2025 are in the top 10% most cited papers globally in their research field (Figure 8.3.1). WT (28.9%), the MRC (28.7%), the FNIH (27.9%) and the NIH (24.3%) round out the top five.

Figure 8.3.1 Percentage of highly cited papers – IMI funded research compared with selected comparators, 2010-2025[7]

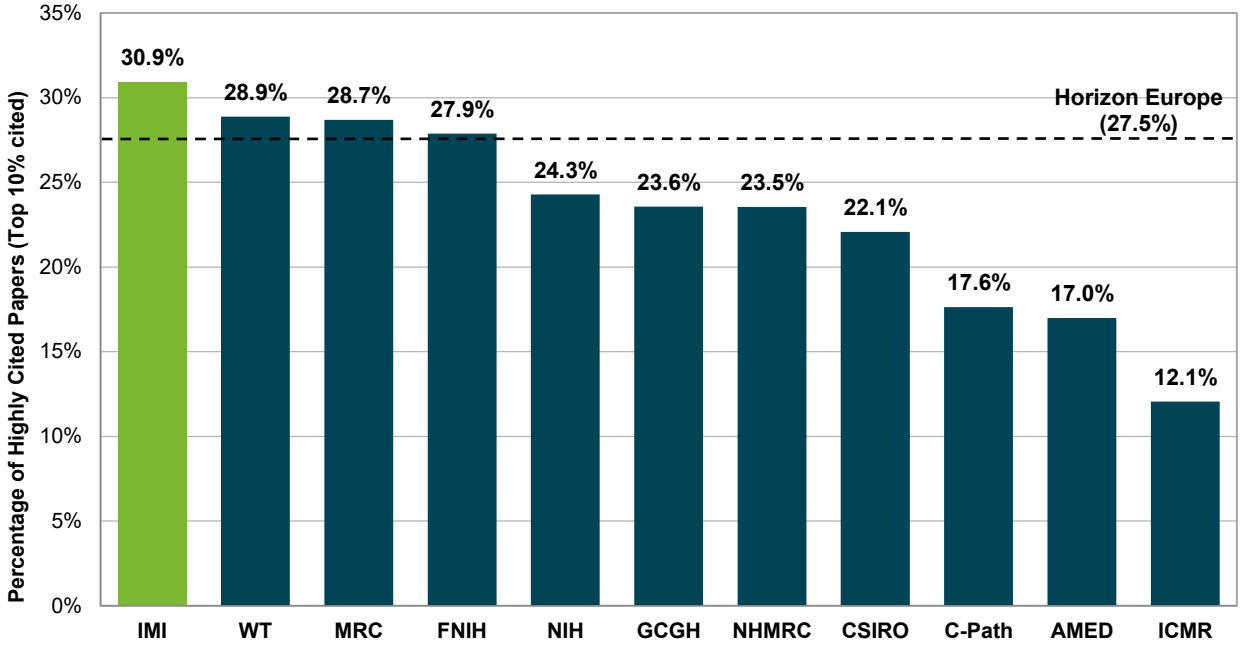

IMI ranked first among the selected comparator regions based on the share of its funded research papers featuring in the top 10% most cited papers[8] globally in their research field throughout the analyzed period (Figure 8.3.2). In 2023, 33.5% of IMI funded papers were in the top 10% highly cited papers.

Figure 8.3.2: Trends in share of highly cited (top 10%) papers from total number of papers per year — IMI funded research compared with selected comparators regions, 2010–2025

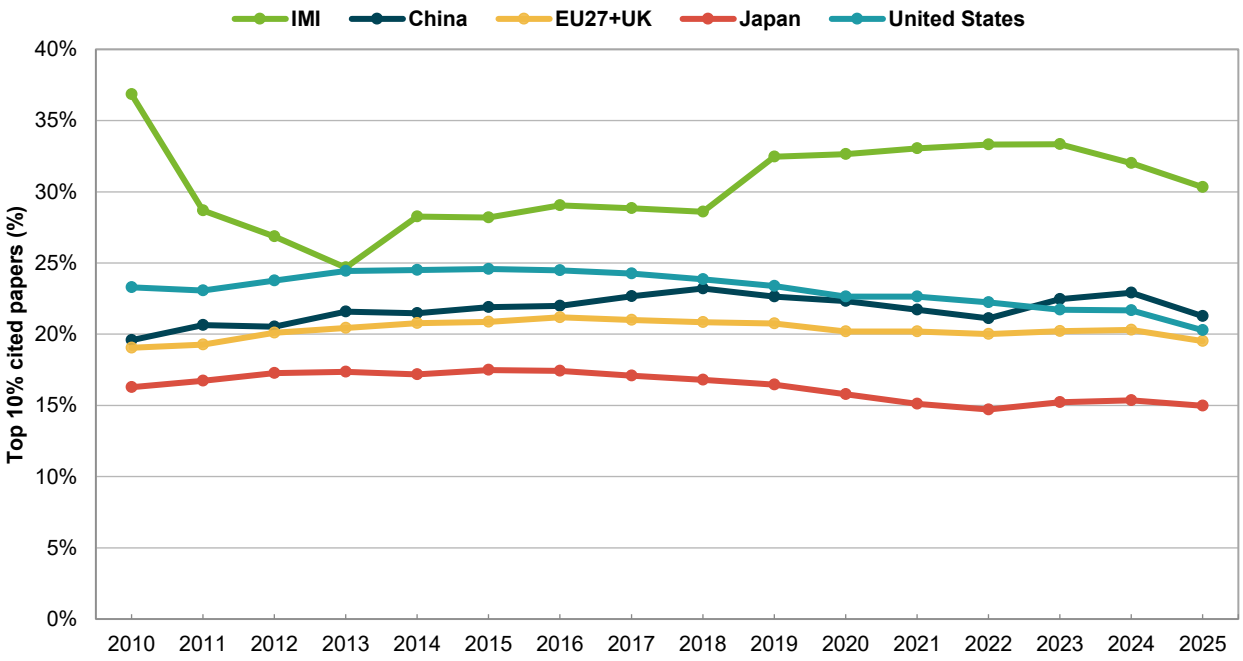

[7] Horizon Europe has been included in this benchmark analysis as a funding program rather than as a funding organisation

[8] Data criteria: To compare against the selected comparator regions for highly cited papers (top 10% most cited), only articles and reviews published in journals housing IMI papers have been included.

Contact

Tel +32 (0)2 221 81 81
infodesk@ihi.europa.eu

Postal address:
IHI JU - TO56
1049 Brussels – Belgium

Visiting address:
Ave de la Toison d'Or 56-60
1060 Brussels – Belgium